

LIT/
CLB 1

TASKS

ISSofBC
Janis's ESL Home Page

HOME ISSofBC STUDENTS ESL LINKS NEWS + EVENTS ISSofBC TEACHERS ISSofBC



Digital Literacy Curriculum Resource

Module 4 Online Skills



THE UNIVERSITY OF BRITISH COLUMBIA

Learning Exchange



Funded by:
Immigration, Refugees
and Citizenship Canada

Financé par :
Immigration, Réfugiés
et Citoyenneté Canada

DIGITAL TASK

This task is intended to be used for the students to demonstrate their digital skills.

For a language assessment, please see the PBLA task following the Digital Task Self-Assessment Checklist.

<p>Topic</p>	<p>Online English Learning Websites</p>
<p>Digital Literacy Curriculum Module</p>	<p>Module 4: Online Skills</p>
<p>Digital skills required for this task</p>	<p>Before doing the assessment, ensure that your students have the digital skills necessary for success in this task.</p> <p>Skills from other Modules:</p> <ul style="list-style-type: none"> • Mouse skills: hold the mouse, left click, double-click, scroll, different shapes of the cursor • Navigating: opening/closing a program, cursor placement, highlighting • Keyboarding: basic typing, Enter key • Locate and open a web browser • Enter a web address <p>Skills from Module 4:</p> <ul style="list-style-type: none"> • Navigate websites
<p>Level(s)</p>	<p>Literacy-CLB 1</p>
<p>Description of learner task</p>	<p>Learners listen to and follow the teacher’s instructions and show they understand by doing it on their computer.</p>
<p>Information for the teacher</p>	<p>Task conditions: Each student must have their own computer.</p> <p>Reminder: Teach the skills prior to this assessment.</p> <p>Assessing the digital skills: A content-based answer key does not need to be created because the focus is on digital skills. What is important is <u>how students get to</u> the information, not the information itself.</p> <p>For students with stronger reading skills: have them use the Self-Assessment Checklist to check their digital skills. For students with lower reading skills: the teacher checks their success in the task.</p> <p>Language skills: You are not assessing language skills. If the students do not remember vocabulary in the task instructions or the digital skills checklist, explain it to them again.</p> <p>Reduce the number of instructions as needed, depending on student skill level and what you’ve covered. Aim for student success!</p> <p>Revise the Assessment Checklist accordingly.</p> <p>There are 2 options for this task: 1 is oral; students listen and follow. 2 is reading; students read and follow the steps.</p>
<p>Instructions for the task</p>	<ul style="list-style-type: none"> • Show the Self-Assessment Checklist to students before doing the task. For Literacy learners, you may omit this and use the Checklist yourself.


- Remind the students that the purpose of the task is to check their digital skills. The purpose is not to check their answers nor their language skills.
 - Repeat the instructions as often as necessary.
 - Suggestion: Have each learner come to one specific computer for the assessment.
 - For Option #1: Cut up the strips with the website name and hand this out to students. Then read the script.
 - For Option #2: Give the handout of the steps.
-

Task:

Listen to the teacher.



Do it on the computer.



Option #1 is ORAL

Read these instructions aloud to the students:

Open a browser

Open the website **(issbc.org/janis-esl/)**
(point to the paper strip you gave out)

Open **ISSofBC Students** (or point and say “Open this”)

Open **Everyday Activities** (or point and say “Open this”)

Open **Daily Routine** (or point and say “Open this”)

Open **Daily Routine-Easy** (or point and say “Open this”)

Play the video

Pause the video

Go back (to the homepage)

Open **Health** (or point and say “Open this”)
(NB: Students may need to scroll down depending on the computer / laptop)

Open **Dental Health** (or point and say “Open this”)

Play the video

Pause the video

Go back (to the home page)

issbc.org/janis-esl/



issbc.org/janis-esl/



issbc.org/janis-esl/



issbc.org/janis-esl/



issbc.org/janis-esl/









Task:

Read.



Do it on the computer.



1. **issbc.org/janis-esl/**
2. **ISSofBC Students**
3. **Everyday Activities**
4. **Daily Routine**
5. **Daily Routine-Easy**
6. Play the video 
7. Pause the video 
8. Go back (to the home page) 
9. **Health**
10. **Dental Health**
11. Play the video 
12. Pause the video 
13. Go back (to the home page) 

I can:	Yes	With Help
open a web browser 		
enter a web address 		
use menus on a webpage 		
use links 		
play a video 		
pause 		
go back to the homepage 		

Theme and Topic	Online ESL Websites / Learning
Digital Literacy Curriculum Module	Module 4: Online Skills
Digital skills required for this task	<p>Ensure that your students have the digital skills necessary for success in this task.</p> <p>Skills from other Modules:</p> <ul style="list-style-type: none"> • Mouse skills: hold the mouse, left click, double-click, scroll, different shapes of the cursor • Navigating: opening/closing a program, cursor placement, highlighting • Keyboarding: basic typing, Enter key • Locate and open a web browser • Enter a web address <p>Skills from Module 4:</p> <ul style="list-style-type: none"> • Navigate websites
Level(s)	CLB 1
Skill(s) and CLB Competency(ies)	Listening CLB 1-II: Comprehending Instructions
Description of learner task	<p>Listen to instructions for using a website. Do it on the computer.</p>
Information for the teacher	<p>Conditions for assessment: Each student must have their own computer. Reminder: Teach the language skills prior to this assessment. Specific information for this task:</p> <ul style="list-style-type: none"> • Suggestions for websites: issbc.org/Janis-esl/ <p>Use the Teacher Script</p>

Listening CLB 1 - II: Comprehending Instructions

Understand very short, simple instructions, commands and requests related to immediate personal needs.

Description of learner task:

Listen to instructions and do it on the computer. Instructions are 2-5 words.

	Can do	Not yet
* Identifies words or phrases that indicate positive commands		
* Indicates comprehension with appropriate non-verbal responses		
Understands simple phrases		

Done well: _____

What to do to improve: _____

* These criteria must be checked "Can do" to be successful at this task.

Success on the task: Yes Not Yet

Before students start the assessment, do the following:

- Have a browser open
 - Open the website: issbc.org/janis-esl/
-

Assessment Task Script

Say the following aloud to students:

1. "Open this." (Point to **ISSofBC Students**)
2. "Go back"