



Digital Literacy Curriculum Resource

Module 7 Safety and Security



THE UNIVERSITY OF BRITISH COLUMBIA

Learning Exchange



Funded by:
Immigration, Refugees
and Citizenship Canada

Financé par :
Immigration, Réfugiés
et Citoyenneté Canada

DIGITAL TASK

This task is intended to be used for the students to demonstrate their digital skills.

For a language assessment, please see the PBLA task following the Digital Task Self-Assessment Checklist.

Topic	Recognizing a hyperlink and not responding to a phishing text or email
Digital Literacy Curriculum Module	Module 7: Safety and Security
Digital skills required for this task	<p>Ensure that your students have the digital skills necessary for success in this task.</p> <p>Skills from other Modules:</p> <ul style="list-style-type: none"> • Use the address bar • Navigate websites • Sign in to email account <p>Skills from Module 7:</p> <ul style="list-style-type: none"> • Understanding the concept of Phishing • Identify hyperlinks • Recognize possible Phishing emails and text messages and understand how to respond
Level(s)	Literacy-CLB 1
Description of learner task	<p>This Digital Task is also the Extra Practice Activity (EPA) for this module. Students will learn <u>not</u> to click on links in a potential phishing email or text message by watching a video-based Extra Practice Activity. Students will understand what to do if they receive a phishing email or text message.</p>
Information for the teacher	<p>Task conditions: Each student must have their own phone.</p> <p>Reminder: Teach the skills prior to this assessment.</p> <p>Specific information for this task:</p> <ul style="list-style-type: none"> • Log in to the Extra Practice Activity on each student computer before beginning. <p>Language skills: You are not assessing language skills. If the students do not remember vocabulary in the task instructions or the digital skills checklist, explain it to them again.</p>
Instructions for the task	<ul style="list-style-type: none"> • Show the Self-Assessment Checklist to students before doing the task. • Remind the students that the purpose of the task is to check their digital skills. The purpose is <u>not</u> to check their answers nor their language skills.

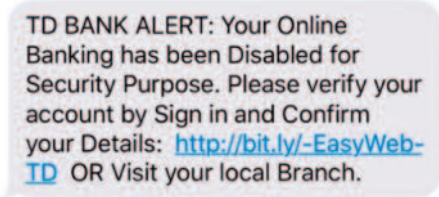
Name: _____ Date: _____

Teacher: _____


Use the Extra Practice Activity (EPA) for Module 7: Safety and Security.

Circle the answer.


1. Click on hyperlink




OK Not OK



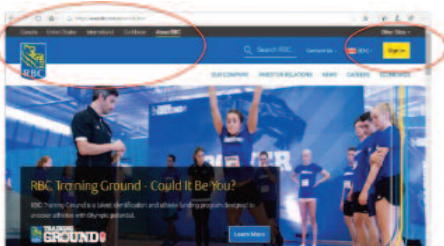
2. Go to your bank



OK not OK



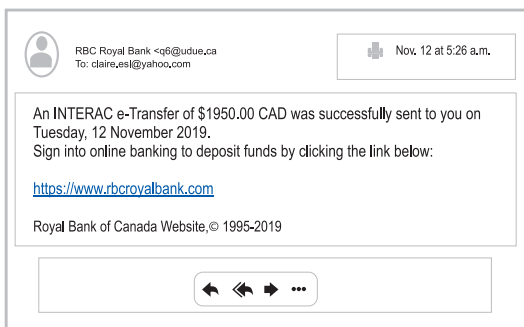
3. Sign in to your online account



OK not OK



4. Reply to email



OK not OK



Digital Skills Self-Assessment Checklist	Yes	With Help
I can find a hyperlink		
I do not click on a hyperlink		
I do not answer... – email with a hyperlink. – text message with a hyperlink.		

PBLA TASK

The Digital Literacy Curriculum does not include any of the language skills. The language skills need to be taught prior to using this assessment.

Topic	Money and Financial Literacy; Education and Lifelong Learning; Commercial Services and Consumerism
Digital Literacy Curriculum Module	Module 7: Safety and Security
Digital skills required for this task	<p>Ensure that your students have the digital skills necessary for success in this task.</p> <p>Skills from other Modules:</p> <ul style="list-style-type: none"> • Basic understanding of email (Module 5) • Basic understanding of text messages (Module 7) <p>Skills from Module 7:</p> <ul style="list-style-type: none"> • Understand the concept of Phishing
Level(s)	Literacy-CLB 1
Skill(s) and CLB Competency(ies)	<p>Listening: Literacy-CLB 1 - III: Getting things done</p> <p>Understand expressions used to attract attention and request assistance in situations of immediate need</p>
Description of learner task	Students listen to a short dialogue between two people and identify the words “Be careful!” and “Phishing”.
Information for the teacher	<p>Conditions for assessment: Ensure each student has their own task sheet</p> <p>Reminder: Teach the language skills prior to this assessment</p> <p>Specific information for this task:</p> <ul style="list-style-type: none"> • Ensure that students have understood the concept of Phishing.

Name: _____ Date: _____

Teacher: _____

Listening CLB 1 - III: Getting Things Done Understand expressions used to attract attention		
Description of learner task: Listen to a warning about phishing.		
	Can do	Not yet
* understand “Be careful” (identify formulaic expressions)		
hear the word “Phishing” (identify common key words)		
circle the answer (indicates comprehension with appropriate non-verbal response)		
Done well: _____ _____ _____ _____		
What to do to improve: _____ _____ _____ _____		

* These criteria must be checked “Can do” to be successful at this task.

Success on the task: Yes Not Yet

Name: _____ Date: _____

Teacher: _____

Listen to the teacher.



Circle the answer.

- A. Be careful!
- B. Watch out!



Circle the answer.

- A. That looks like fishing.
- B. That looks like phishing.



Listening script for teacher.

This can be spoken to the class or recorded.

A: “I got an email.” (or “I got a text message.”)

B: “Be careful! That looks like phishing!”