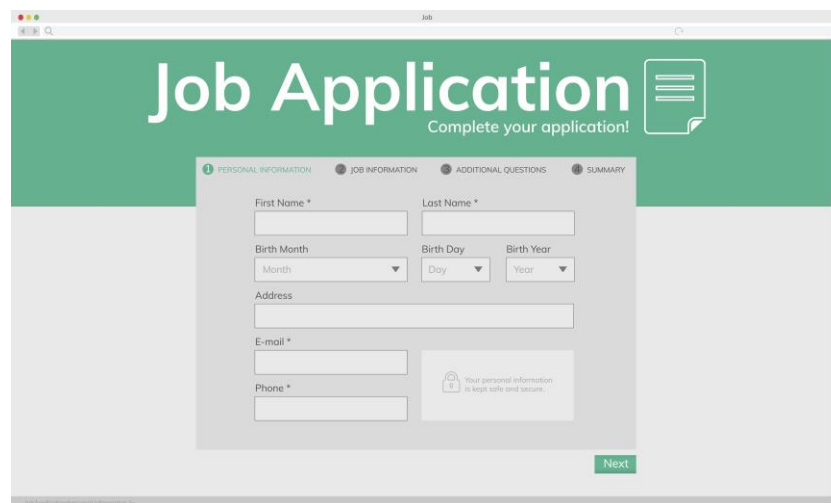


Online Job Application Form



A screenshot of a web browser displaying a job application form. The page has a green header with the text "Job Application" and "Complete your application!". Below the header, there are four steps: 1. PERSONAL INFORMATION, 2. JOB INFORMATION, 3. ADDITIONAL QUESTIONS, and 4. SUMMARY. The "PERSONAL INFORMATION" step is active and contains the following fields: First Name *, Last Name *, Birth Month (dropdown), Birth Day (dropdown), Birth Year (dropdown), Address, E-mail *, and Phone *. A small lock icon and the text "Your personal information is kept safe and secure." are visible next to the E-mail field. A "Next" button is located at the bottom right of the form.



Lesson Objectives-Part One

Create an Indeed Account



Lesson-Part One

Create an Indeed Account



Check Understanding



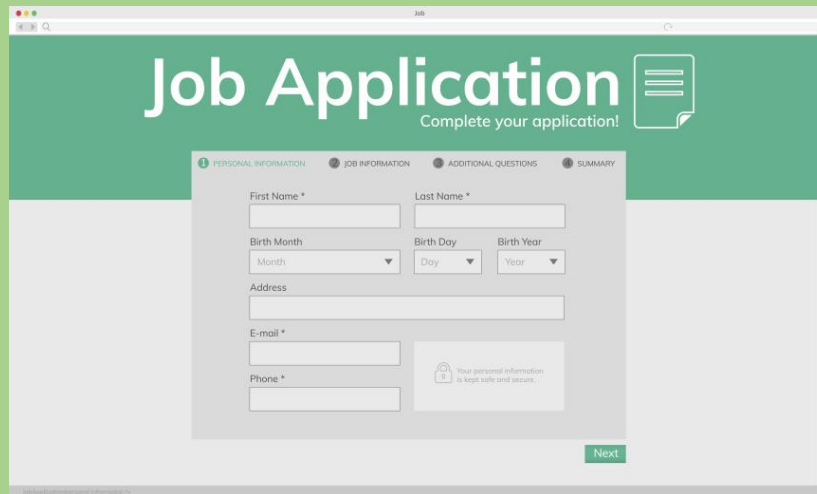
Practice Part One

Create an Indeed Account



Lesson Objectives – Part Two

Fill out an Online Job Application Form on Indeed.ca



The screenshot shows a web browser window with a green header that reads "Job Application" and "Complete your application!". Below the header is a progress bar with four steps: "PERSONAL INFORMATION" (selected), "JOB INFORMATION", "ADDITIONAL QUESTIONS", and "SUMMARY". The "PERSONAL INFORMATION" section contains the following fields: "First Name *", "Last Name *", "Birth Month" (a dropdown menu), "Birth Day" (a dropdown menu), "Birth Year" (a dropdown menu), "Address", "E-mail *", and "Phone *". A small lock icon and the text "Your personal information is kept safe and secure." are located below the "E-mail" and "Phone" fields. A green "Next" button is positioned at the bottom right of the form.



Lesson-Part Two

Fill out an Online Job Application Form on Indeed.ca

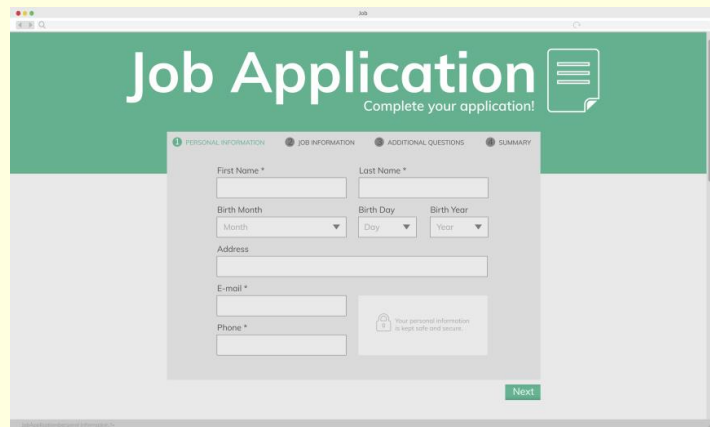
A screenshot of a web browser showing a "Job Application" form. The form has a green header with the text "Job Application" and "Complete your application!". Below the header is a progress bar with four steps: "PERSONAL INFORMATION", "JOB INFORMATION", "ADDITIONAL QUESTIONS", and "SUMMARY". The "PERSONAL INFORMATION" step is active and contains several input fields: "First Name *", "Last Name *", "Birth Month" (with a dropdown menu), "Birth Day" (with a dropdown menu), "Birth Year" (with a dropdown menu), "Address", "E-mail *", and "Phone *". There is also a small lock icon and text that says "Your personal information is kept safe and secure." A green "Next" button is located at the bottom right of the form.

Check Understanding



Practice Part Two

Fill out an Online Job Application Form on Indeed.ca
Steps 1-3

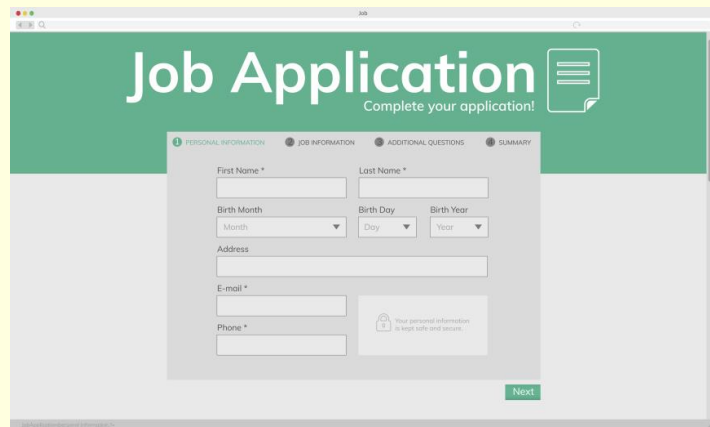


The screenshot shows a web browser window with a green header that reads "Job Application" and "Complete your application!". Below the header is a progress bar with four steps: "PERSONAL INFORMATION" (selected), "JOB INFORMATION", "ADDITIONAL QUESTIONS", and "SUMMARY". The form fields include: "First Name *", "Last Name *", "Birth Month" (dropdown), "Birth Day" (dropdown), "Birth Year" (dropdown), "Address", "E-mail *", and "Phone *". A security icon and text "Your personal information is kept safe and secure..." are visible. A "Next" button is at the bottom right.



Practice Part Two

Fill out an Online Job Application Form on Indeed.ca
Steps 4-6




The screenshot shows a web browser window with a green header that reads "Job Application" and "Complete your application!". Below the header is a progress bar with four steps: "PERSONAL INFORMATION" (selected), "JOB INFORMATION", "ADDITIONAL QUESTIONS", and "SUMMARY". The form fields include: "First Name *", "Last Name *", "Birth Month" (dropdown), "Birth Day" (dropdown), "Birth Year" (dropdown), "Address", "E-mail *", and "Phone *". A security icon and text "Your personal information is kept safe and secure..." are visible. A "Next" button is at the bottom right.



Practice Between Sessions

- What did you learn/practice today?
- When are you going to practice?
- Practice Plan



Confirm Next Session and Support





See you!

Keep Practicing